



RICS Home Surveys

Survey level two: HomeBuyer report – Survey



Property address

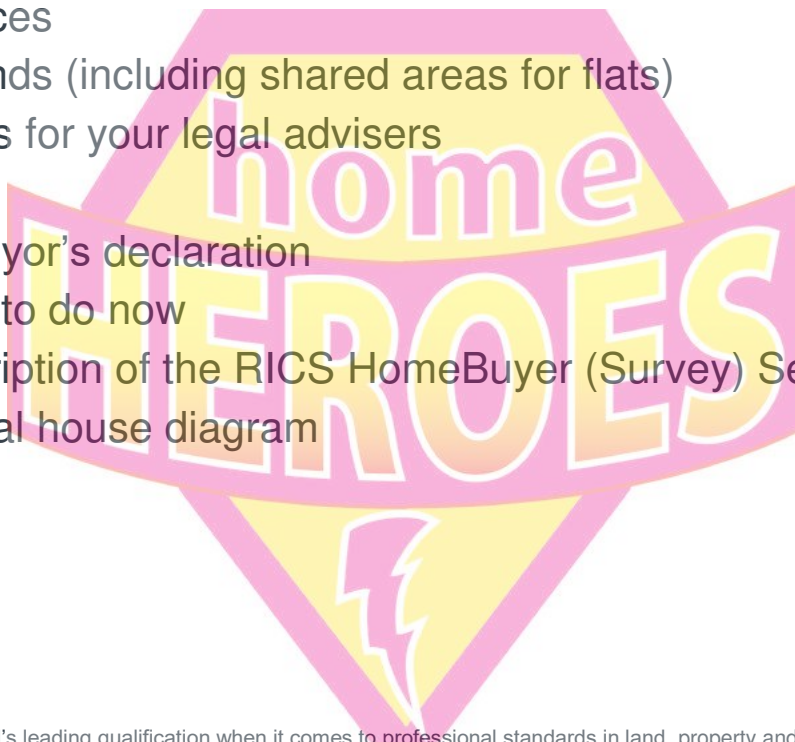
Client's name

Date of inspection



Contents

- A Introduction to the report
- B About the inspection
- C Overall opinion and summary of the condition ratings
- D About the property
- E Outside the property
- F Inside the property
- G Services
- H Grounds (including shared areas for flats)
- I Issues for your legal advisers
- J Risks
- K Surveyor's declaration
- What to do now
- Description of the RICS HomeBuyer (Survey) Service
- Typical house diagram



RICS is the world's leading qualification when it comes to professional standards in land, property and construction.

In a world where more and more people, governments, banks and commercial organisations demand greater certainty of professional standards and ethics, attaining RICS status is the recognised mark of property professionalism.

Over 100,000 property professionals working in the major established and emerging economies of the world have already recognised the importance of securing RICS status by becoming members.

RICS is an independent professional body originally established in the UK by Royal Charter. Since 1868, RICS has been committed to setting and upholding the highest standards of excellence and integrity – providing impartial, authoritative advice on key issues affecting businesses and society.

The RICS HomeBuyer Report is reproduced with the permission of the Royal Institution of Chartered Surveyors who owns the copyright.

© 2016 RICS

Property address

A

Introduction to the report

This HomeBuyer Report (Survey) is produced by an RICS surveyor who has written this report for you to use. If you decide not to act on the advice in this report, you do this at your own risk.

The HomeBuyer Report (Survey) aims to help you:

- make a reasoned and informed decision on whether to go ahead with buying the property
- take account of any repairs or replacements the property needs; and
- consider what further advice you should take before committing to purchase the property.

Any extra services we provide that are not covered by the terms and conditions of this report must be covered by a separate contract.

If you want to complain about the service, please refer to the complaints handling procedure in the 'Description of the RICS HomeBuyer (Survey) Service' at the back of this report.



Property address

B

About the inspection

Surveyor's name

Surveyor's RICS number

Company name

Date of the inspection

Report reference number

Related party disclosure

Full address and postcode of the property

Weather conditions when the inspection took place

The status of the property when the inspection took place



Property address

About the inspection (continued)

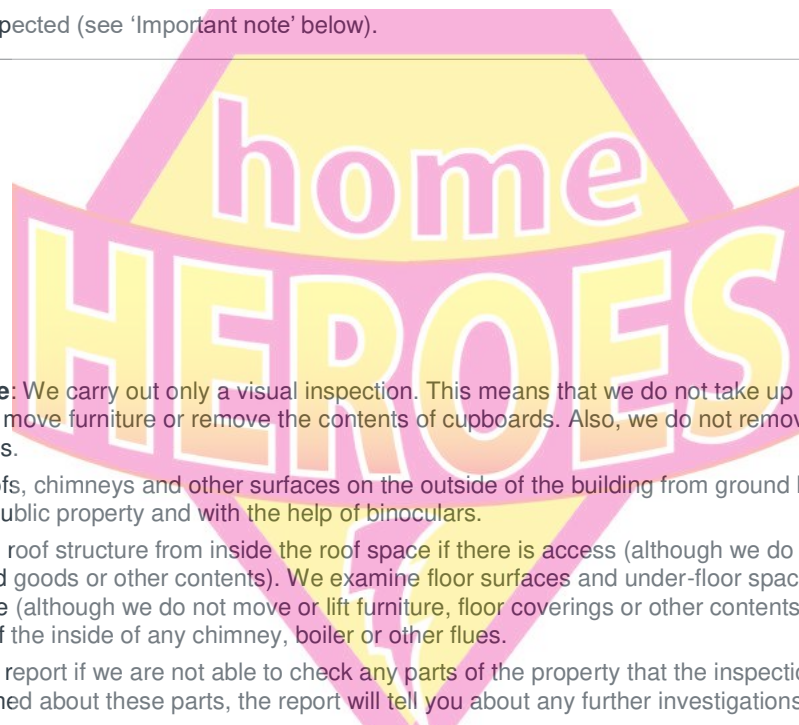
We inspect the inside and outside of the main building and all permanent outbuildings, but we do not force or open up the fabric. We also inspect the parts of the electricity, gas/oil, water, heating and drainage services that can be seen, but we do not test them.

To help describe the condition of the home, we give condition ratings to the main parts (the 'elements') of the building, garage and some parts outside. Some elements can be made up of several different parts.

In the element boxes in parts E, F, G and H, we describe the part that has the worst condition rating first and then briefly outline the condition of the other parts. The condition ratings are described as follows.

The report covers matters that, in the surveyor's opinion, need to be dealt with or may affect the value of the property.

-
- 3** Defects that are serious and/or need to be repaired, replaced or investigated urgently.
-
- 2** Defects that need repairing or replacing but are not considered to be either serious or urgent. The property must be maintained in the normal way.
-
- 1** No repair is currently needed. The property must be maintained in the normal way.
-
- NI** Not inspected (see 'Important note' below).
-



Important note: We carry out only a visual inspection. This means that we do not take up carpets, floor coverings or floorboards, move furniture or remove the contents of cupboards. Also, we do not remove secured panels or undo electrical fittings.

We inspect roofs, chimneys and other surfaces on the outside of the building from ground level and, if necessary, from neighbouring public property and with the help of binoculars.

We inspect the roof structure from inside the roof space if there is access (although we do not move or lift insulation material, stored goods or other contents). We examine floor surfaces and under-floor spaces so far as there is safe access to these (although we do not move or lift furniture, floor coverings or other contents). We are not able to assess the condition of the inside of any chimney, boiler or other flues.

We note in our report if we are not able to check any parts of the property that the inspection would normally cover. If we are concerned about these parts, the report will tell you about any further investigations that are needed.

We do not report on the cost of any work to put right defects or make recommendations on how these repairs should be carried out. Some maintenance and repairs we suggest may be expensive.

- !** Please read the 'Description of the RICS HomeBuyer Report Service' (at the back of this report) for details of what is, and is not, inspected.

Property address

C

Overall opinion and summary of the condition ratings

This section provides our overall opinion of the property, and summarises the condition ratings of the different elements of the property.

If an element is made up of a number of different parts (for example, a pitched roof to the main building and a flat roof to an extension), only the part in the worst condition is shown here.

To make sure you get a balanced impression of the property, we strongly recommend that you read all sections of the report, in particular the 'What to do now' section.

Our overall opinion of the property

3	Section of the report	Element number	Element name
	E: Outside the property		
	F: Inside the property		
	G: Services		
	H: Grounds (part)		
2	Section of the report	Element number	Element name
	E: Outside the property		
	F: Inside the property		
	G: Services		
	H: Grounds (part)		
1	Section of the report	Element number	Element name
	E: Outside the property		
	F: Inside the property		
	G: Services		
	H: Grounds (part)		

Property address

About the property

Type of property

Approximate year the property was built

Approximate year the property was extended

Approximate year the property was converted

Information relevant to flats and maisonettes

Accommodation

Floor	Living rooms	Bed rooms	Bath or shower	Separate toilet	Kitchen	Utility room	Conservatory	Other	Name of other
Lower ground									
Ground									
First									
Second									
Third									
Other									
Roof space									

Construction

Property address

D

About the property (continued)

Energy

We have not prepared the Energy Performance Certificate (EPC). If we have seen the EPC, then we will present the ratings here. We have not checked these ratings and so cannot comment on their accuracy. We are advised that the property's current energy performance, as recorded in the EPC, is:

Energy Efficiency Rating

Environmental impact rating

Mains services

The marked boxes show that the mains services are present.

Gas

Electric

Water

Drainage

Central heating

Gas

Electric

Solid fuel

Oil

None

Other services or energy sources (including feed-in tariffs)

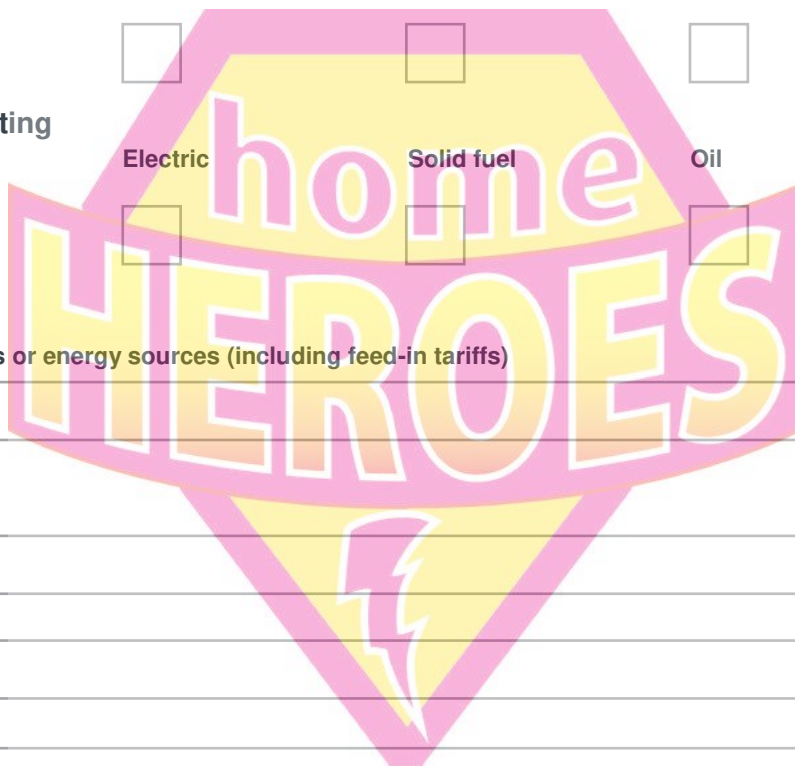
Grounds

Location

Facilities

Local environment

Property address



Outside the property

Limitations to inspection

E1 Chimney stacks

1 2 3 NI

E2 Roof coverings

E3 Rainwater pipes and gutters

E4 Main walls

E5 Windows

E6 Outside doors (including patio doors)

E7 Conservatory and porches

E8 Other joinery and finishes

E9 Other

Property address



F

Inside the property

Limitations to inspection

1 2 3 NI

F1 Roof structure

F2 Ceilings

F3 Walls and partitions

F4 Floors

F5 Fireplaces, chimney breasts and flues

F6 Built-in fittings (e.g. built-in kitchen and other fittings, not including appliances)

F7 Woodwork (e.g. staircase and joinery)

F8 Bathroom fittings

F9 Other

Property address





Services

Services are generally hidden within the construction of the property. This means that we can only inspect the visible parts of the available services, and we do not carry out specialist tests. The visual inspection cannot assess the services to make sure they work efficiently and safely, or meet modern standards.

Limitations to inspection

G1 Electricity *Safety warning: The Electrical Safety Council recommends that you should get a registered electrician to check the property and its electrical fittings and that a periodic inspection and testing is carried out at the following times: for tenanted properties every 5 years or at each change of occupancy, whichever is sooner; at least every 10 years for an owner-occupied home. All electrical installation work undertaken after 1 January 2005 should have appropriate certification. For more advice contact the Electrical Safety Council.*

1 **2** **3** **NI**

G2 Gas/oil *Safety warning: All gas and oil appliances and equipment should regularly be inspected, tested, maintained and serviced by an appropriately qualified Gas Safe Engineer or Registered Heating Engineer and in line with the manufacturer's instructions. For tenanted properties by law a 12 monthly gas safety check must be carried out on every gas appliance/flue. A gas safety check will make sure gas fittings and appliances are safe to use. This is important to make sure that the equipment is working correctly, to limit the risk of fire and carbon monoxide poisoning and to prevent carbon dioxide and other greenhouse gases from leaking into the air. For more advice contact the Gas Safe Register for gas installations, and OFTEC for oil installations.*

G3 Water

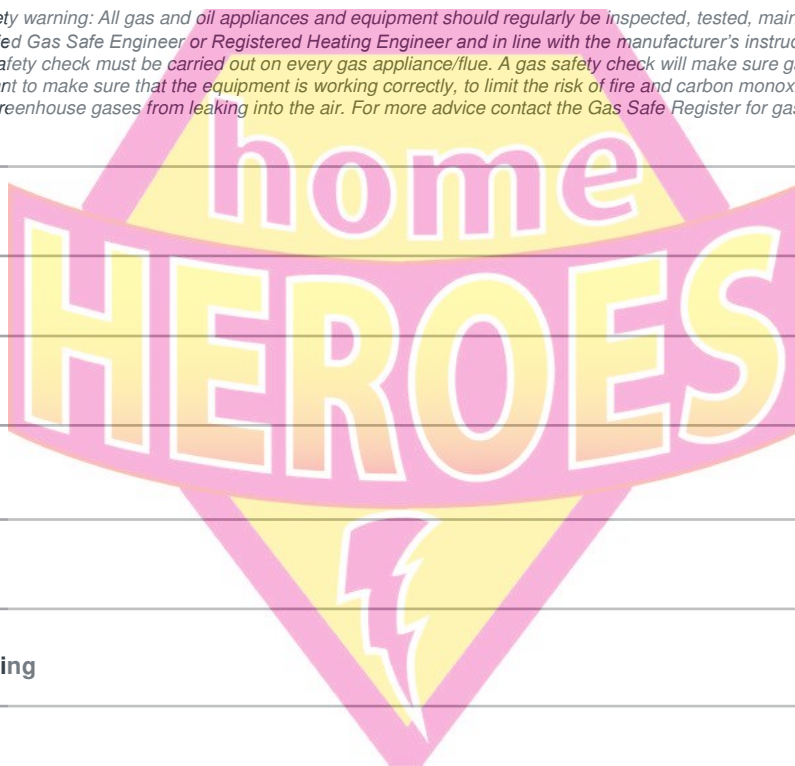
G4 Heating

G5 Water heating

G6 Drainage

G7 Common services

Property address





Grounds (including shared areas for flats)

Limitations to inspection

H1 Garage

1 **2** **3** NI

H2 Other

H3 General

Property address

Issues for your legal advisers

We do not act as 'the legal adviser' and will not comment on any legal documents. However, if during the inspection we identify issues that your legal advisers may need to investigate further, we may refer to these in the report (for example, check whether there is a warranty covering replacement windows).

I1 Regulation

I2 Guarantees

I3 Other matters



Property address

Risks

This section summarises defects and issues that present a risk to the building or grounds, or a safety risk to people.

These may have been reported and condition rated against more than one part of the property or may be of a more general nature, having existed for some time and which cannot be reasonably changed.

J1 Risks to the building

J2 Risks to the grounds

J3 Risks to people

J4 Other



Property address

Surveyor's declaration

"I confirm that I have inspected the property and prepared this report"

Signature

Surveyor's RICS number

Qualifications

For and on behalf of

Company

Address

Town

County

Postcode

Phone number

Website

Fax number

Email

Property address

Client's name

Date this report was produced

RICS Disclaimers

1. This report has been prepared by a surveyor ('the Individual Surveyor') merely in his or her capacity as an employee or agent of a firm or company or other business entity ('the Company'). The report is the product of the Company, not of the Individual Surveyor.

All of the statements and opinions contained in this report are expressed entirely on behalf of the Company, which accepts sole responsibility for these. For his or her part, the Individual Surveyor assumes no personal financial responsibility or liability in respect of the report and no reliance or inference to the contrary should be drawn.

In the case of sole practitioners, the surveyor may sign the report in his or her own name unless the surveyor operates as a sole trader limited liability company.

Nothing in this report excludes or limits liability for death or personal injury (including disease and impairment of mental condition) resulting from negligence.

2. This document is issued in blank form by the Royal Institution of Chartered Surveyors (RICS) and is available only to parties who have signed a licence agreement with RICS.

RICS gives no representations or warranties, express or implied, and no responsibility or liability is accepted for the accuracy or completeness of the information inserted in the document or any other written or oral information given to any interested party or its advisers. Any such liability is expressly disclaimed.



Please read the 'Description of the RICS HomeBuyer Report Service' (at the back of this report) for details of what is, and is not, inspected.

Property address

What to do now

Getting quotations

The cost of repairs may influence the amount you are prepared to pay for the property. Before you make a legal commitment to buy the property, you should get reports and quotations for all the repairs and further investigations the surveyor may have identified.

You should get at least two quotations from experienced contractors who are properly insured. You should also:

- ask them for references from people they have worked for;
- describe in writing exactly what you will want them to do; and
- get the contractors to put the quotations in writing.

Some repairs will need contractors with specialist skills and who are members of regulated organisations (for example, electricians, gas engineers, plumbers and so on). Some work may also need you to get Building Regulations permission or planning permission from your local authority.

Further investigations

If the surveyor is concerned about the condition of a hidden part of the building, could only see part of a defect or does not have the specialist knowledge to assess part of the property fully, the surveyor may have recommended that further investigations should be carried out to discover the true extent of the problem.

Who you should use for these further investigations

You should ask an appropriately qualified person, though it is not possible to tell you which one. Specialists belonging to different types of organisations will be able to do this. For example, qualified electricians can belong to five different government-approved schemes. If you want further advice, please contact the surveyor.

What the further investigations will involve

This will depend on the type of problem, but to do this properly, parts of the home may have to be disturbed and so you should discuss this matter with the current owner. In some cases, the cost of investigation may be high.

When to do the work

The condition ratings help describe the urgency of the repair and replacement work. The following summary may help you decide when to do the work.

- **Condition rating 2** – repairs should be done soon. Exactly when will depend on the type of problem, but it usually does not have to be done right away. Many repairs could wait weeks or months, giving you time to organise suitable reports and quotations.
- **Condition rating 3** – repairs should be done as soon as possible. The speed of your response will depend on the nature of the problem. For example, repairs to a badly leaking roof or a dangerous gas boiler need to be carried out within a matter of hours, while other less important critical repairs could wait for a few days.

Warning

Although repairs of elements with a condition rating 2 are not considered urgent, if they are not addressed they may develop into defects needing more serious repairs. Flat roofs and gutters are typical examples. These can quickly get worse without warning and result in serious leaks.

As a result, you should regularly check elements with a condition rating 2 to make sure they are not getting worse.

Property address

Description of the RICS HomeBuyer (Survey) Service

The service

The RICS HomeBuyer (Survey) Service includes:

- an **inspection** of the property (see 'The inspection')
- a **report** based on the inspection (see 'The report').

The surveyor who provides the RICS HomeBuyer (Survey) Service aims to give you professional advice to help you to:

- make an informed decision on whether to go ahead with buying the property
- take account of any repairs or replacements the property needs; and
- consider what further advice you should take before committing to purchase the property.

The inspection

The surveyor inspects the inside and outside of the main building and all permanent outbuildings, but does not force or open up the fabric. This means that the surveyor does not take up carpets, floor coverings or floorboards, move furniture, remove the contents of cupboards, roof spaces, etc., remove secured panels and/or hatches or undo electrical fittings.

If necessary, the surveyor carries out parts of the inspection when standing at ground level from public property next door where accessible. The surveyor may use equipment such as a damp-meter, binoculars and torch, and may use a ladder for flat roofs and for hatches no more than 3 metres above level ground (outside) or floor surfaces (inside) if it is safe to do so.

Services to the property

Services are generally hidden within the construction of the property. This means that only the visible parts of the available services can be inspected, and the surveyor does not carry out specialist tests. The visual inspection cannot assess the efficiency or safety of electrical, gas or other energy sources; plumbing, heating or drainage installations (or whether they meet current regulations); or the inside condition of any chimney, boiler or other flue.

Outside the property

The surveyor inspects the condition of boundary walls, fences, permanent outbuildings and areas in common (shared) use. To inspect these areas, the surveyor walks around the grounds and any neighbouring public property where access can be obtained.

Buildings with swimming pools and sports facilities are also treated as permanent outbuildings, but the surveyor does not report on the leisure facilities, such as the pool itself and its equipment, landscaping and other facilities (for example, tennis courts and temporary outbuildings).

Flats

When inspecting flats, the surveyor assesses the general condition of outside surfaces of the building, as well as its access areas (for example, shared hallways and staircases). The surveyor inspects roof spaces only if they are accessible from within the property. The surveyor does not inspect drains, lifts, fire alarms and security systems.

Dangerous materials, contamination and environmental issues

The surveyor does not make any enquiries about contamination or other environmental dangers. However, if the surveyor suspects a problem, he or she should recommend a further investigation.

The surveyor may assume that no harmful or dangerous materials have been used in the construction, and does not have a duty to justify making this assumption. However, if the inspection shows that these materials have been used, the surveyor must report this and ask for further instructions.

The surveyor does not carry out an asbestos inspection and does not act as an asbestos inspector when inspecting properties that may fall within the Control of Asbestos Regulations 2012. With flats, the surveyor assumes that there is a 'dutyholder' (as defined in the regulations), and that in place are an asbestos register and an effective management plan which does not present a significant risk to health or need any immediate payment. The surveyor does not consult the dutyholder.

The report

The surveyor produces a report of the inspection for you to use, but cannot accept any liability if it is used by anyone else. If you decide not to act on the advice in the report, you do this at your own risk. The report focuses on matters that, in the surveyor's opinion, may affect the value of the property if they are not addressed.

The report is in a standard format and includes the following sections.

- A Introduction to the report
 - B About the inspection
 - C Overall opinion and summary of the condition ratings
 - D About the property
 - E Outside the property
 - F Inside the property
 - G Services
 - H Grounds (including shared areas for flats)
 - I Issues for your legal advisers
 - J Risks
 - K Surveyor's declaration
- What to do now
Description of the RICS HomeBuyer (Survey) Service
Typical house diagram

Condition ratings

The surveyor gives condition ratings to the main parts (the 'elements') of the main building, garage and some outside elements. The condition ratings are described as follows.

Condition rating 3 – defects that are serious and/or need to be repaired, replaced or investigated urgently.

Condition rating 2 – defects that need repairing or replacing but are not considered to be either serious or urgent. The property must be maintained in the normal way.

Condition rating 1 – no repair is currently needed. The property must be maintained in the normal way.

NI – not inspected.

The surveyor notes in the report if it was not possible to check any parts of the property that the inspection would normally cover. If the surveyor is concerned about these parts, the report tells you about any further investigations that are needed.

The surveyor does not report on the cost of any work to put right defects or make recommendations on how these repairs should be carried out. However, there is general advice in the 'What to do now' section at the end of the report.

Energy

The surveyor has not prepared the Energy Performance Certificate (EPC) as part of the RICS HomeBuyer (Survey) Service for the property. If the surveyor has seen the current EPC, he or she will present the energy-efficiency and environmental impact ratings in this report. The surveyor does not check the ratings and cannot comment on their accuracy.

Issues for legal advisers

The surveyor does not act as 'the legal adviser' and does not comment on any legal documents. If, during the inspection, the surveyor identifies issues that your legal advisers may need to investigate further, the surveyor may refer to these in the report (for example, check whether there is a warranty covering replacement windows).

This report has been prepared by a surveyor ('the Individual Surveyor') merely in his or her capacity as an employee or agent of a firm or company or other business entity ('the Company'). The report is the product of the Company, not of the Individual Surveyor. All of the statements and opinions contained in this report are expressed entirely on behalf of the Company, which accepts sole responsibility for these. For his or her part, the Individual Surveyor assumes no personal financial responsibility or liability in respect of the report and no reliance or inference to the contrary should be drawn.

Description (continued)

In the case of sole practitioners, the surveyor may sign the report in his or her own name unless the surveyor operates as a sole trader limited liability company.

Nothing in this report excludes or limits liability for death or personal injury (including disease and impairment of mental condition) resulting from negligence.

Risks

This section summarises defects and issues that present a risk to the building or grounds, or a safety risk to people. These may have been reported and condition rated against more than one part of the property or may be of a more general nature, having existed for some time and which cannot reasonably be changed.

If the property is leasehold, the surveyor gives you general advice and details of questions you should ask your legal advisers.

Standard terms of engagement

- 1 **The service** – the surveyor provides the standard RICS HomeBuyer (Survey) Service ('the service') described in the 'Description of the RICS HomeBuyer (Survey) Service', unless you and the surveyor agree in writing before the inspection that the surveyor will provide extra services. Any extra service will require separate terms of engagement to be entered into with the surveyor. Examples of extra services include:
 - costing of repairs
 - schedules of works
 - supervision of works
 - re-inspection; and
 - detailed specific issue reports.
- 2 **The surveyor** – the service is to be provided by an AssocRICS, MRICS or FRICS member of the Royal Institution of Chartered Surveyors, who has the skills, knowledge and experience to survey and report on the property.
- 3 **Before the inspection** – you tell the surveyors if you have any concerns (such as plans for extension) about the property.
- 4 **Terms of payment** – you agree to pay the surveyor's fee and any other charges agreed in writing.
- 5 **Cancelling this contract** – nothing in this clause 5 shall operate to exclude, limit or otherwise affect your rights to cancel under the Consumer Contracts (Information, Cancellation and Additional Charges) Regulations 2013 or the Consumer Rights Act 2015, or under any such other legislation as may from time to time be applicable. Entirely without prejudice to any other rights that you may have under any applicable legislation, you are entitled to cancel this contract in writing by giving notice to the surveyor's office at any time before the day of the inspection, and in any event within fourteen days of entering into this contract. Please note that where you have specifically requested that the surveyor provides services to you within fourteen days of entering into the contract, you will be responsible for fees and charges incurred by the surveyor up until the date of cancellation.
- 6 **Liability** – the report is provided for your use, and the surveyor cannot accept responsibility if it is used, or relied upon, by anyone else.

Complaints handling procedure

The surveyor will have a complaints handling procedure and will give you a copy if you ask. The surveyor is required to provide you with contact details, in writing, for their complaints department or the person responsible for dealing with client complaints. Where the surveyor is party to a redress scheme, those details should also be provided. If any of this information is not provided, please notify the surveyor and ask that it be supplied.

Note: These terms form part of the contract between you and the surveyor.

This report is for use in England, Wales, Northern Ireland, Channel Islands and Isle of Man.

Typical house diagram

This diagram illustrates where you may find some of the building elements referred to in the report.

